

Green Bean

Finger Puppets

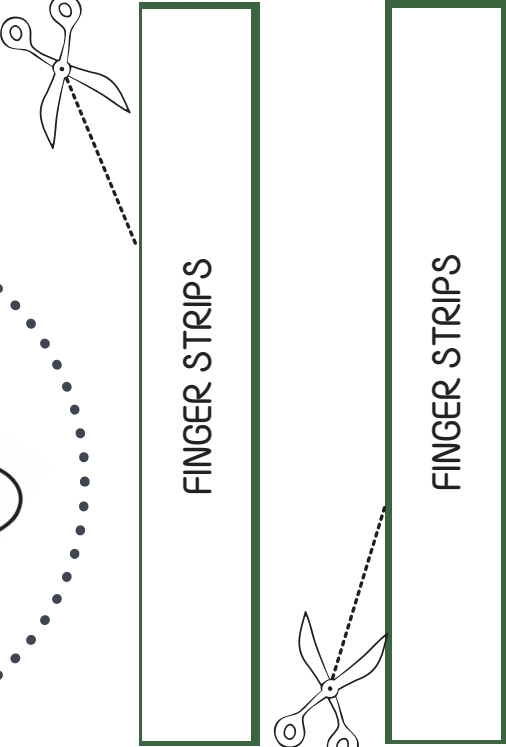



Story telling just got even more fun, let the children tell there own Green Bean stories with these finger puppets.

Step One: Follow all the cutting lines to cut out
1. Green Bean & Friends
2. Finger Strips

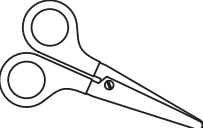
Step Two: Colour in
1. Green Bean & Friends
2. Finger Strips

Step Three: Glue
1. Green Bean & Friends
to the finger Strips


Step Four: Enjoy



What you need to get started:



Scissors



Crayons



Glue



A grown ups helping hands